



This information is based on our present state of knowledge and is intended to provide general notes on our products and their uses. It should not therefore be construed as a warranty of specific properties of the products described or a warranty for fitness for a particular purpose.

Classified according to EU Directive 1999/45/EC  
For further information see our "Material Safety Data Sheets".

Edition 5, 09.2010

The latest revised edition of this brochure is the English version,  
which is always published on our web site [www.uddeholm.com](http://www.uddeholm.com)



SS-EN ISO 9001  
SS-EN ISO 14001

---

## UDDEHOLM VANADIS 4 EXTRA

### CONSISTENT TOOL PERFORMANCE—LONG AND RELIABLE TOOL LIFE

With an increased demand for just in time deliveries (JIT) and shorter lead time, it is of utmost importance that the tool life is predictable with a long and reliable performance. This is also a prerequisite to reduce, your down time, cost for tool maintenance and optimize machine utilization. This gives an optimal tooling economy and a competitive production cost.

Uddeholm Vanadis 4 Extra properties offer very good combination of wear resistance and ductility. This makes it possible for consistent tool performance for demanding cold work applications such as blanking and forming of austenitic stainless steel and advanced high strength steel (AHSS) where a combination of abrasive, adhesive or mixed wear resistance is needed in combination with resistance to chipping and cracking.

### MACHINABILITY

The tool making process is a very important link in the tooling sequence. In order to achieve a long and reliable tool performance the quality of the tool in terms of surface finish is extremely important. Uddeholm Vanadis 4 Extra offers a very good machinability and grindability compared to other high alloyed PM- tool steel, giving the best conditions for an excellent tool quality. This is the result of the well balanced chemistry and the superclean production route.

## Critical tool steel parameters

### For good tool performance

- Correct hardness for the application
- High wear resistance
- High ductility

High wear resistance is often associated with low ductility and vice-versa. However, in many cases for optimal tool performance both high wear resistance and ductility are essential.

Uddeholm Vanadis 4 Extra is a powder metallurgical cold work tool steel offering an extremely good combination of wear resistance and ductility for high performance tools.

### For toolmaking

- Machinability
- Heat treatment
- Dimensional stability during heat treatment

Toolmaking with highly alloyed tool steel has traditionally created problems with machining and heat treatment when compared with lower alloyed grades, this then often leads to increased toolmaking costs.

Due to our carefully balanced alloying and the powder metallurgical manufacturing process, Uddeholm Vanadis 4 Extra has better machinability than the tool steel grade AISI D2.

One major advantage with Uddeholm Vanadis 4 Extra is that the dimensional stability after hardening and tempering is much better than for all known high performance cold work tool steel. This means, for example, that Uddeholm Vanadis 4 Extra is a tool steel which is very suitable for CVD coating.

## General

Uddeholm Vanadis 4 Extra is a chromium-molybdenum-vanadium alloyed steel which is characterized by:

- Very good ductility
- High abrasive-adhesive wear resistance
- High compressive strength
- Good dimensional stability during heat treatment and in service
- Very good through-hardening properties
- Good temper back resistance
- Good machinability and grindability

Typical analysis %	C 1.4	Si 0.4	Mn 0.4	Cr 4.7	Mo 3.5	V 3.7
Delivery condition	Soft annealed to approx. 230 HB					
Colour code	Green/white with a black line across					

## Applications

Uddeholm Vanadis 4 Extra is especially suitable for applications where adhesive wear and/or chipping are the dominating failure mechanisms, i.e.

- with soft/adherent materials such as austenitic stainless steel, mild steel, copper, aluminium, etc. as work material
- with thicker work material
- high strength work materials

Uddeholm Vanadis 4 Extra is however also very suitable for blanking and forming of Ultra High Strength Steel Sheet, these materials place high demands on the tool steel regarding abrasive wear resistance and ductility.

*Examples:*

- Blanking and forming
- Fine blanking
- Cold extrusion tooling
- Powder pressing
- Deep drawing
- Knives
- Substrate steel for surface coating

## Properties

### Physical data

Hardened and tempered to 60 HRC.

Temperature	20°C (68°F)	200°C (390°F)	400°C (750°F)
Density, kg/m <sup>3</sup> lbs/in <sup>3</sup>	7 700 0.278	– –	– –
Modulus of elasticity, N/mm <sup>2</sup> psi	206 000 29.8 × 10 <sup>6</sup>	200 000 29.0 × 10 <sup>6</sup>	185 000 26.8 × 10 <sup>6</sup>
Coefficient of thermal expansion per °C from 20°C °F from 68°F	– –	10.9 × 10 <sup>-6</sup> 6.0 × 10 <sup>-6</sup>	11.7 × 10 <sup>-6</sup> 6.5 × 10 <sup>-6</sup>
Thermal conductivity W/m · °C Btu in/(ft <sup>2</sup> h °F)	– –	30 210	30 210
Specific heat J/kg °C Btu/lb °F	460 0.11	– –	– –

## Impact strength

Approximate room temperature impact strength as a function of hardness is shown below.

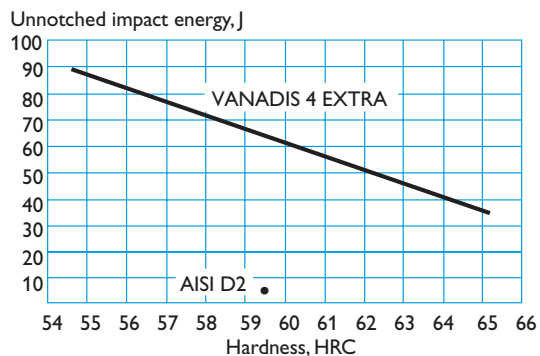
*Original bar dimension:* Ø 105 mm, samples are taken from the centre and tested in the transverse direction.

*Specimen size:* 7 x 10 x 55 mm (0.27 x 0.40 x 2.2") unnotched.

Hardened between 940°C (1725°F) and 1150°C (2100°F). Holding time 30 minutes up to 1100°C (2010°F), over 1100°C (2010°F) 15 minutes. Quenched in air. Tempered 2 x 2h between 525°C (980°F) and 570°C (1060°F).

### DIFFERENCE IN DUCTILITY

The difference in ductility between Uddeholm Vanadis 4 Extra and AISI D2 at different hardness levels.



## Heat treatment

### Soft annealing

Protect the steel and heat through to 900°C (1650°F). Cool in the furnace at 10°C (20°F) per hour to 750°C (1380°F), then freely in air.

### Stress relieving

After rough machining the tool should be heated through to 650°C (1200°F), holding time 2 hours. Cool slowly to 500°C (930°F), then freely in air.

### Hardening

*Pre-heating temperature:* 600–700°C (1110–1290°F).

*Austenitizing temperature:* 940–1150°C (1725–2100°F). Normally 1020°C (1870°F). For large sections >70 mm (2.75") use 1060°C (1940°F).

*Holding time:* 30 min. up to 1100°C (2010°F), 15 min. above 1100°C (2010°F).

*Note:* Holding time = time at hardening temperature after the tool is fully heated through. A holding time of less than recommended above will result in loss of hardness.

*Protect the part against decarburization and oxidation during hardening.*

### Quenching media

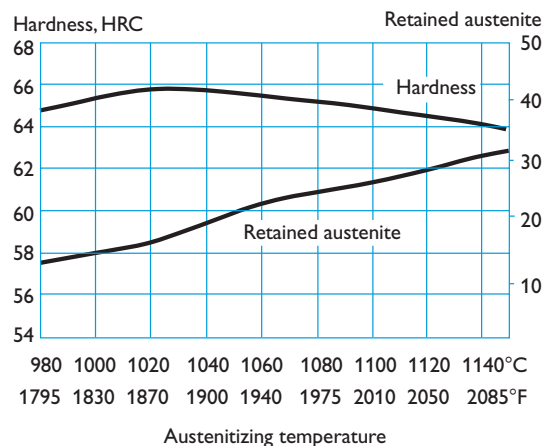
- Vacuum (high speed gas at sufficient overpressure)
- Martempering bath or fluidized bed at 500–550°C (930–1020°F)
- Martempering bath or fluidized bed at 200–350°C (390–660°F)

*Note 1:* Temper the tool as soon as its temperature reaches 50–70°C (120–160°F).

*Note 2:* In order to obtain the optimum properties for the tool, the cooling rate should be as fast as is concomitant with acceptable distortion.

*Note 3:* Martempering should be followed by forced air cooling if wall thickness is exceeding 70 mm (2.75").

### HARDNESS AND RETAINED AUSTENITE AS A FUNCTION OF AUSTENITIZING TEMPERATURE



## Tempering

The tempering temperature can be selected according to the hardness required by reference to the tempering graph below.

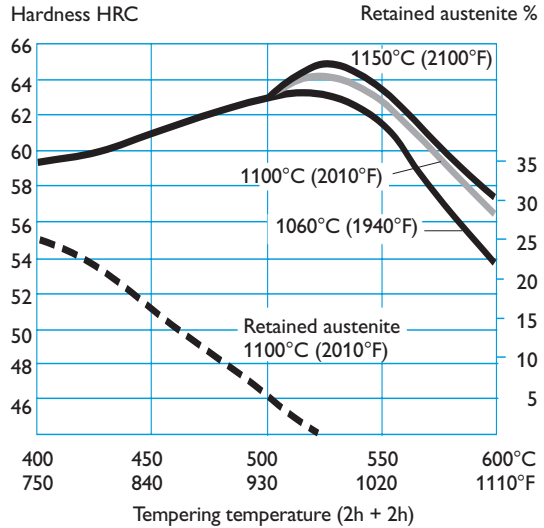
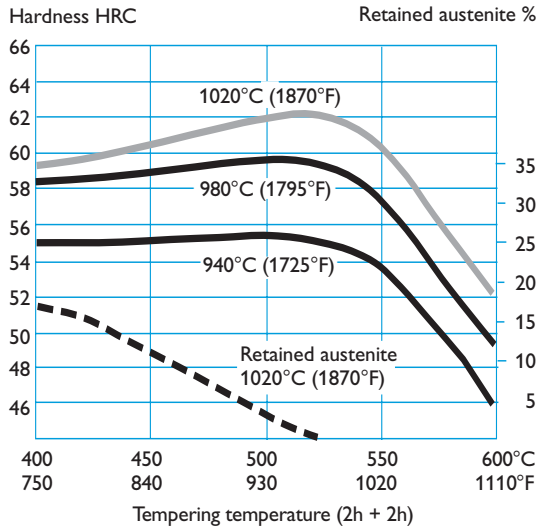
Temper twice with intermediate cooling to room temperature. The lowest tempering temperature which should be used is 525°C

(980°F). The minimum holding time at temperature is 2 hours.

In order not to reduce the toughness do not temper below 525°C (980°F)

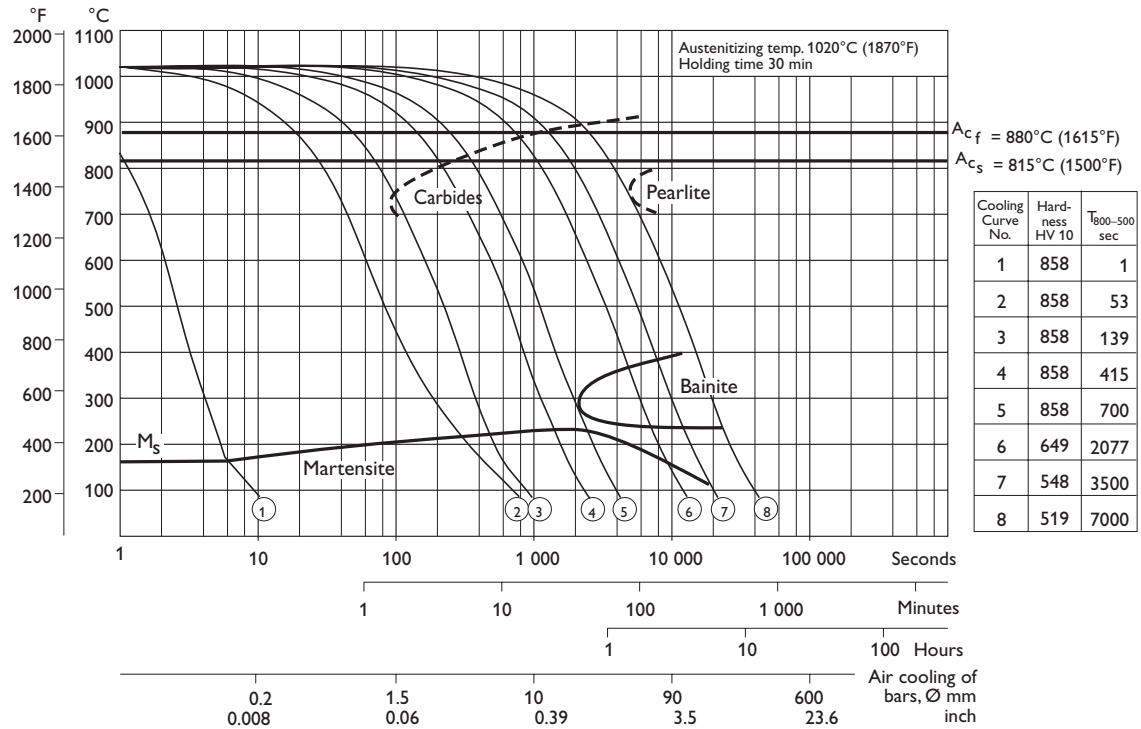
To avoid a high content of retained austenite choose tempering temperature over 525°C (980°F).

### TEMPERING GRAPH



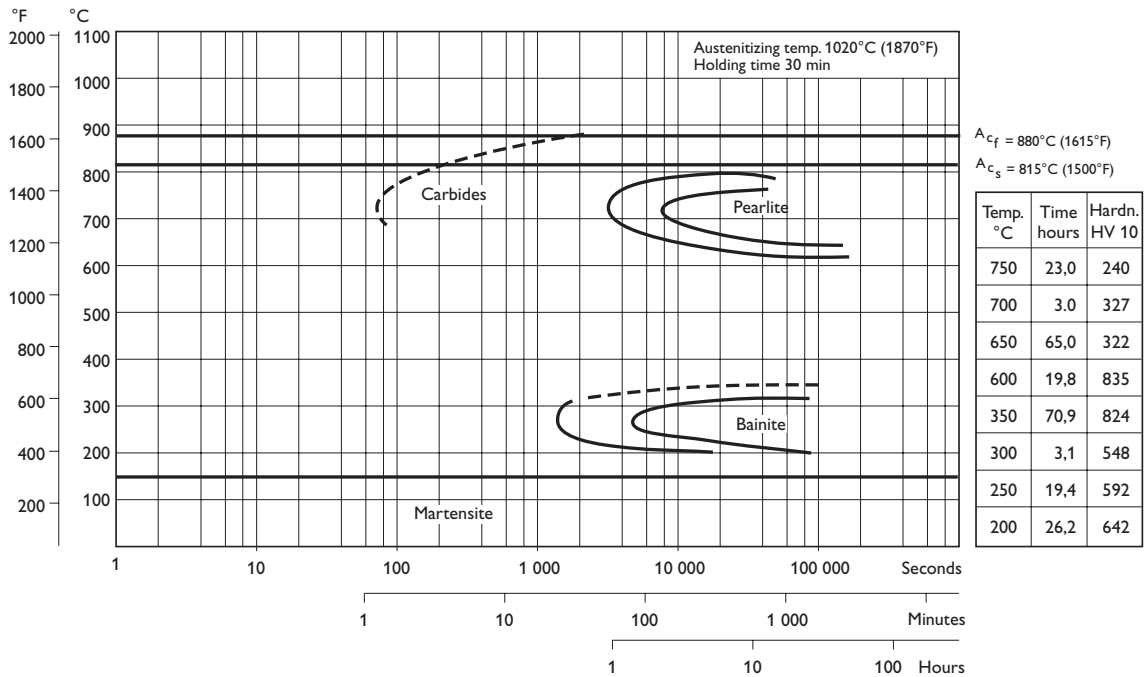
### CCT GRAPH

Austenitizing temperature 1020°C (1870°F). Holding time 30 minutes.



TTT GRAPH

Austenitizing temperature 1020°C (1870°F). Holding time 30 minutes.



Dimensional changes during hardening and tempering

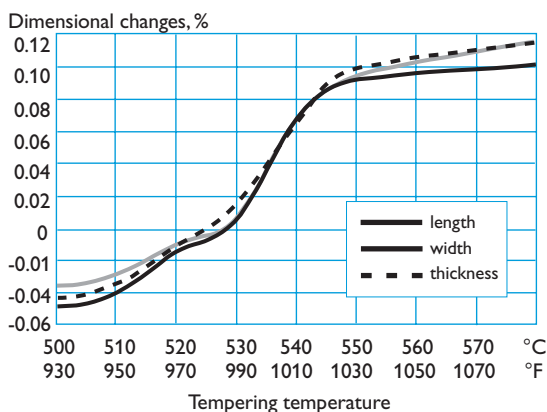
Dimensional changes have been measured after hardening and tempering.

**Austenitizing:** 1020°C/30 min. (1870°F/30 min.), cooling in vacuum furnace at 1.1°C/sec. (2°F/sec.) between 800°C (1470°F) and 500°C (930°F).

**Tempering:** 2 x 2 h at various temperatures

**Sample size:** 80 x 80 x 80 mm (3.15" x 3.15" x 3.15")

DIMENSIONAL CHANGES DURING HARDENING AND TEMPERING IN LENGTH, WIDTH AND THICKNESS DIRECTION



Sub-zero treatment

Pieces requiring maximum dimensional stability can be sub-zero treated as follows:

Immediately after quenching the piece should be sub-zero treated to between -70 and -80°C (-95 to -110°F), soaking time 3–4 hours, followed by tempering.

The tempering temperature should be lowered 25°C (50°F) in order to get the desired hardness when a high temperature temper is performed.

Avoid intricate shapes as there will be risk of cracking.

## Surface treatment

Some cold work tool steel are given a surface treatment in order to reduce friction and increase wear resistance. The most commonly used treatments are nitriding and surface coating with wear resistant layers produced via PVD and CVD.

The high hardness and toughness together with a good dimensional stability makes Uddeholm Vanadis 4 Extra ideal as a substrate steel for various surface coatings.

### Nitriding

Nitriding gives a hard surface layer that is resistant to wear and erosion.

Uddeholm Vanadis 4 Extra is normally high temperature tempered at around 525°C (980°F). This means that the nitriding temperature used should not exceed 500–525°C (930–980°F). Ion nitriding at a temperature below the tempering temperature used is preferred. The surface hardness after nitriding is approximately 1150 HV<sub>0,2 kg</sub>.

The thickness of the layer should be chosen to suit the application in question.

### PVD

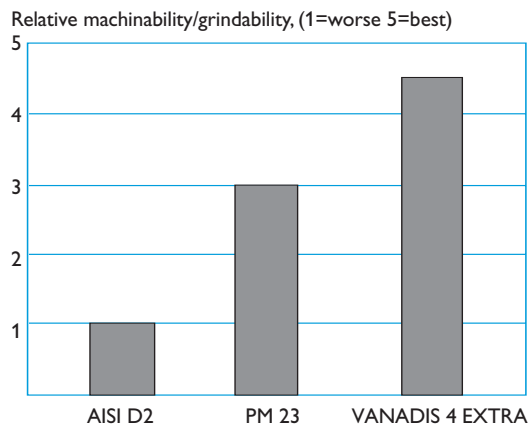
Physical vapour deposition, PVD, is a method of applying a wear resistant coating at temperatures between 200–500°C (390–930°F).

### CVD

Chemical vapour deposition, CVD, is used for applying wear resistant surface coatings at a temperature of around 1000°C (1830°F). It is recommended that the tools should be separately hardened and tempered in a vacuum furnace after surface treatment.

## Machinability

Relative machinability and grindability for AISI D2, PM 23 and Uddeholm Vanadis 4 Extra. High value indicates good machinability/grindability.



## Machining recommendations

The cutting data below are to be considered as guiding values which must be adapted to existing local conditions.

The recommendations, in following tables, are valid for Uddeholm Vanadis 4 Extra in soft annealed condition to ~230 HB.

### Turning

Cutting data parameters	Turning with carbide		Turning with HSS Fine turning
	Rough turning	Fine turning	
Cutting speed (v <sub>c</sub> ) m/min. f.p.m.	120–170 395–560	170–220 560–720	15–20 50–65
Feed (f) mm/rev. i.p.r.	0.2–0.4 0.008–0.016	0.05–0.2 0.002–0.008	0.05–0.3 0.002–0.012
Depth of cut (a <sub>p</sub> ) mm inch	2–4 0.08–0.16	0.5–2 0.02–0.08	0.5–3 0.02–0.08
Carbide designation ISO	K20*, P20*	K15*, P15*	–

\* Use a wear resistant CVD-coated carbide grade

## Milling

### FACE AND SQUARE SHOULDER MILLING

Cutting data parameters	Milling with carbide	
	Rough milling	Fine milling
Cutting speed ( $v_c$ ) m/min. f.p.m.	110–150 360–490	150–200 490–655
Feed ( $f_z$ ) mm/tooth in/tooth	0.2–0.4 0.008–0.016	0.1–0.2 0.004–0.008
Depth of cut ( $a_p$ ) mm inch	2–4 0.08–0.16	– 2 – 0.08
Carbide designation ISO	K20, P20 coated carbide*	K15, P15 coated carbide*

\* Use a wear resistant CVD coated carbide grade

### END MILLING

Cutting data parameters	Type of milling		
	Solid carbide	Carbide indexable insert	High speed steel <sup>1)</sup>
Cutting speed ( $v_c$ ) m/min. f.p.m.	60–80 200–260	110–160 360–525	8–12 26–40
Feed ( $f_z$ ) mm/tooth in/tooth	0.03–0.20 <sup>2)</sup> 0.001–0.008 <sup>2)</sup>	0.08–0.20 <sup>2)</sup> 0.003–0.008 <sup>2)</sup>	0.05–0.35 <sup>2)</sup> 0.002–0.014 <sup>2)</sup>
Carbide designation ISO	–	K15 <sup>3)</sup>	–

<sup>1)</sup> For coated HSS end mill  $v_c = 18–24$  m/min. (60–80 f.p.m.)

<sup>2)</sup> Depending on radial depth of cut and cutter diameter

<sup>3)</sup> Use a wear resistant CVD coated carbide grade

## Drilling

### HIGH SPEED STEEL TWIST DRILL

Drill diameter		Cutting speed ( $v_c$ )		Feed (f)	
mm	inch	m/min	f.p.m.	mm/rev	i.p.r.
–5	–3/16	12–14*	40–46*	0.05–0.15	0.002–0.006
5–10	3/16–3/8	12–14*	40–46*	0.15–0.25	0.006–0.010
10–15	3/8 –5/8	12–14*	40–46*	0.25–0.30	0.010–0.012
15–20	5/8 –3/4	12–14*	40–46*	0.30–0.35	0.012–0.014

\* For coated HSS drills  $v_c = 22–24$  m/min. (72–80 f.p.m.)

### CARBIDE DRILL

Cutting data parameters	Type of drill		
	Indexable insert	Solid carbide	Carbide tip <sup>1)</sup>
Cutting speed ( $v_c$ ) m/min. f.p.m.	140–160 460–525	80–100 260–330	50–60 165–200
Feed (f) mm/rev. i.p.r.	0.05–0.15 <sup>2)</sup> 0.002–0.006 <sup>2)</sup>	0.10–0.25 <sup>2)</sup> 0.004–0.010 <sup>2)</sup>	0.15–0.25 <sup>2)</sup> 0.006–0.01 <sup>2)</sup>

<sup>1)</sup> Drills with replaceable or brazed carbide tip

<sup>2)</sup> Depending on drill diameter

## Grinding

A general grinding wheel recommendation is given below. More information can be found in the Uddeholm publication “Grinding of Tool Steel”.

### WHEEL RECOMMENDATION

Type of grinding	Soft annealed condition	Hardened condition
Face grinding straight wheel	A 46 HV	B151 R50 B3 <sup>1)</sup> A 46 HV <sup>2)</sup>
Face grinding segments	A 24 GV	A46 FV <sup>2)</sup>
Cylindrical grinding	A 60 KV	B151 R75 B3 <sup>1)</sup> A 60 KV <sup>2)</sup>
Internal grinding	A 60 JV	B151 R75 B3 <sup>1)</sup> A 60 KV <sup>2)</sup>
Profile grinding	A 100 LV	B126 R100 B6 <sup>1)</sup> A 80 JV <sup>2)</sup>

<sup>1)</sup> If possible use CBN wheels for this application

<sup>2)</sup> Grinding wheels containing ceramic  $Al_2O_3$  type is recommended

## Electrical-discharge machining—EDM

If EDM is performed in the hardened and tempered condition, finish with “fine-sparking”, i.e. low current, high frequency. For optimal performance the EDM’d surface should then be ground/polished and the tool retempered at approx. 25°C (45°F) lower than the original tempering temperature.

When EDM’ing larger sizes or complicated shapes Uddeholm Vanadis 4 Extra should be tempered at high temperatures, above 500°C (930°F).

# Relative comparison of Uddeholm cold work tool steel

## Material properties and resistance to failure mechanisms

Uddeholm grade	Hardness/ Resistance to plastic deformation	Machinability	Grindability	Dimension stability	Resistance to		Fatigue cracking resistance	
					Abrasive wear	Adhesive wear/Galling	Ductility/ resistance to chipping	Toughness/ gross cracking
Conventional cold work tool steel								
ARNE	████	██████	██████	█	████	████	████	████
CALMAX	████	██████	██████	████	████	██████	██████	██████
CALDIE (ESR)	████	████	██████	████	████	██████	██████	██████
RIGOR	████	████	██████	████	████	████	████	████
SLEIPNER	██████	████	██████	████	████	██████	████	████
SVERKER 21	████	████	██████	████	████	█	█	████
SVERKER 3	████	█	████	████	██████	█	█	█
Powder metallurgical tool steel								
VANADIS 4 EXTRA	██████	████	████	██████	████	████	██████	████
VANADIS 6	████	██	██	████	████	████	████	██
VANADIS 10	████	█	█	████	████	████	████	█
VANCRON 40	████	████	████	████	████	████	████	████
Powder metallurgical high speed steel								
VANADIS 23	████	██	██	████	████	████	████	██
VANADIS 30	████	██	██	████	████	████	██	██
VANADIS 60	████	█	█	████	████	████	██	██
Conventional high speed steel								
AISI M2	████	██	██	████	████	█	█	█

## Further information

Please contact your local Uddeholm office for further information on the selection, heat treatment, application and availability of Uddeholm tool steel.



## Network of excellence

UDDEHOLM is present on every continent. This ensures you high-quality Swedish tool steel and local support wherever you are. ASSAB is our wholly-owned subsidiary and exclusive sales channel, representing Uddeholm in various parts of the world. Together we secure our position as the world's leading supplier of tooling materials.

UDDEHOLM is the world's leading supplier of tooling materials. This is a position we have reached by improving our customers' everyday business. Long tradition combined with research and product development equips Uddeholm to solve any tooling problem that may arise. It is a challenging process, but the goal is clear – to be your number one partner and tool steel provider.

Our presence on every continent guarantees you the same high quality wherever you are. ASSAB is our wholly-owned subsidiary and exclusive sales channel, representing Uddeholm in various parts of the world. Together we secure our position as the world's leading supplier of tooling materials. We act worldwide, so there is always an Uddeholm or ASSAB representative close at hand to give local advice and support. For us it is all a matter of trust – in long-term partnerships as well as in developing new products. Trust is something you earn, every day.

For more information, please visit [www.uddeholm.com](http://www.uddeholm.com), [www.assab.com](http://www.assab.com) or your local website.

UD  
WOR  
RUST IS SOM  
TRUST IS I  
AUTOMOTIVE  
KINDING SU  
TOUGHNESS ST  
MATERIALS M  
EDDING WATER  
STANDIN  
RESULTS M  
CUSTOMER B  
BILITY TRUST IS  
AUTOMOTIVE  
LEADING SU  
INNOVATION  
STRENGTH INNOVATION  
WORLDWIDE PRE  
SOMETHING YO  
PROBLEM  
THE WORL  
NOMY THE  
DUCTILITY TO  
COMMITMENT PART  
KNOWLEDGE UN  
KNOWLEDGE  
RELIABILITY  
OF EXCEL  
AUTOMOTIVE A  
ECONOMY THE  
TOTAL ECONOMY  
DUCTILITY TOUGHNE  
HARDNESS WORLDW  
TRUST IS SOMETH  
UNDERSTANDING MACHIN  
RESULTS SOLVING PROB  
ECONOMY THE WORL  
STRENGTH IN  
TOUGHNESS STRENGTH I  
MATERIALS PARTN  
UNDERSTANDING MACHIN  
BILITY RELIABILITY RESU  
LASTING TOOLS TOTAL  
YOU EARN, EVERY DAY, LO  
OF THINKING HIGH PE  
OFTOOLING MATERIALS C  
INNOVATION KNOWLEDGE  
STRENGTH INNOVATION KNOW  
REFERENCE LONG DURABILITY  
TRUST IS SOMETHING YOU EARN,  
PROBLEMS AUTOMOTIVE